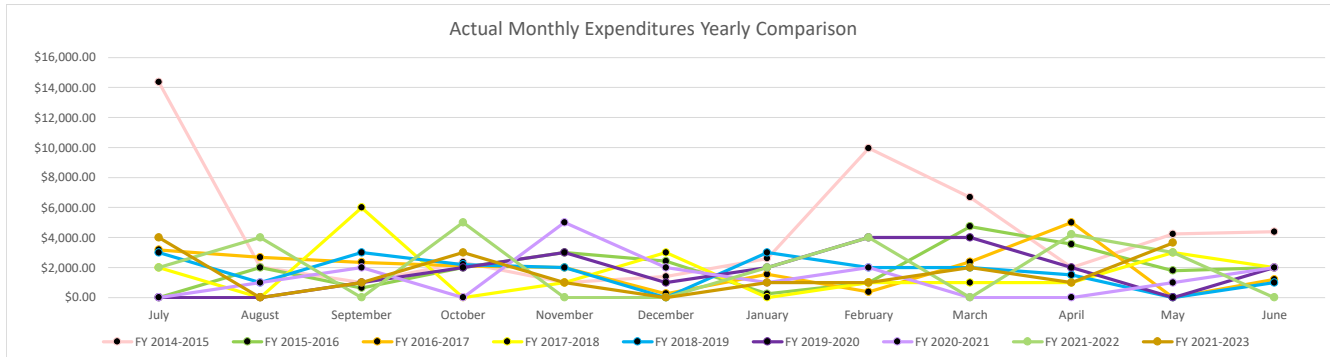




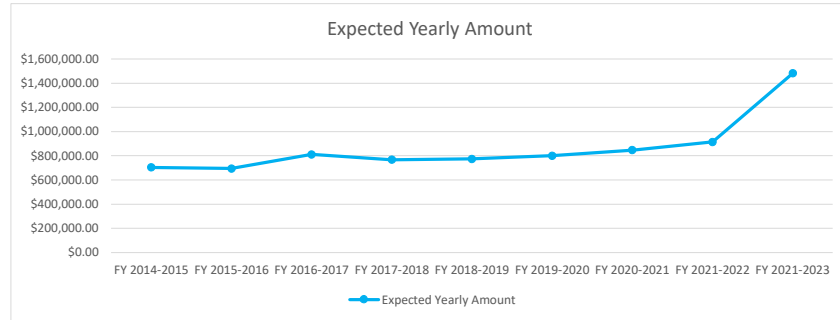
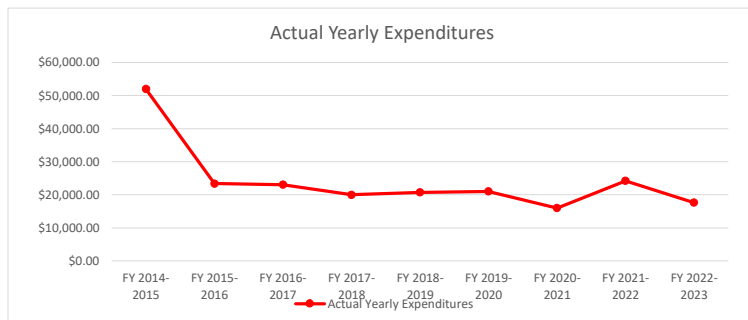
Health Care Assistance Fund for Otero County, NM

Actual Monthly Claims Expenditures Yearly Comparison													
	July	August	September	October	November	December	January	February	March	April	May	June	
FY 2014-2015	\$14,371.35	\$2,035.95	\$1,000.00	\$2,348.89	\$1,000.00	\$1,394.00	\$2,600.00	\$9,953.97	\$6,679.13	\$2,000.00	\$4,229.90	\$4,389.47	
FY 2015-2016	\$0.00	\$2,000.00	\$639.28	\$2,000.00	\$3,000.00	\$2,429.21	\$244.29	\$1,000.00	\$4,738.87	\$3,553.64	\$1,793.59	\$2,000.00	
FY 2016-2017	\$3,178.91	\$2,678.98	\$2,348.92	\$2,096.25	\$2,000.00	\$259.76	\$1,548.52	\$371.32	\$2,382.70	\$5,000.00	\$0.00	\$1,200.00	
FY 2017-2018	\$2,000.00	\$0.00	\$6,000.00	\$0.00	\$1,000.00	\$3,000.00	\$0.00	\$1,000.00	\$1,000.00	\$1,000.00	\$3,000.00	\$2,000.00	
FY 2018-2019	\$3,000.00	\$1,000.00	\$3,000.00	\$2,200.00	\$2,000.00	\$0.00	\$3,000.00	\$2,000.00	\$2,000.00	\$1,500.00	\$0.00	\$1,000.00	
FY 2019-2020	\$0.00	\$0.00	\$1,000.00	\$2,000.00	\$3,000.00	\$1,000.00	\$2,000.00	\$4,000.00	\$4,000.00	\$2,000.00	\$0.00	\$2,000.00	
FY 2020-2021	\$0.00	\$1,000.00	\$2,000.00	\$0.00	\$5,000.00	\$2,000.00	\$1,000.00	\$2,000.00	\$0.00	\$0.00	\$1,000.00	\$2,000.00	
FY 2021-2022	\$2,000.00	\$4,000.00	\$0.00	\$5,000.00	\$0.00	\$0.00	\$2,000.00	\$4,000.00	\$0.00	\$4,200.00	\$3,000.00	\$0.00	
FY 2021-2023	\$4,000.00	\$0.00	\$1,000.00	\$3,000.00	\$1,000.00	\$0.00	\$1,000.00	\$1,000.00	\$2,000.00	\$1,000.00	\$3,648.20		



Actual Fiscal Yearly Claims Expenditures	
Fiscal Year	Actual Yearly Expenditures
FY 2014-2015	\$52,002.66
FY 2015-2016	\$23,398.88
FY 2016-2017	\$23,065.36
FY 2017-2018	\$20,000.00
FY 2018-2019	\$20,700.00
FY 2019-2020	\$21,000.00
FY 2020-2021	\$16,000.00
FY 2021-2022	\$24,200.00
FY 2022-2023	\$17,648.20

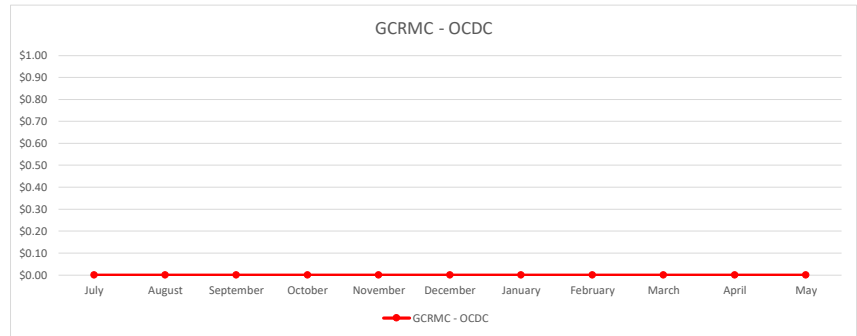
Safety Net Care Pool							
Fiscal Year	Q1	Q2	Q3	Q4	Expected Yearly Amount	Yearly Sum	%Change from prev yr
FY 2014-2015	\$176,688.61	\$174,343.08	\$175,515.83	\$176,515.84	\$703,063.36	\$703,063.36	n/a
FY 2015-2016	\$173,357.00	\$173,357.00	\$173,357.00	\$173,357.00	\$693,428.01	\$693,428.00	1.37
FY 2016-2017	\$202,573.15	\$202,573.15	\$202,573.15	\$202,573.17	\$810,292.62	\$810,292.62	16.85
FY 2017-2018	\$191,717.46	\$191,717.46	\$191,717.46	\$191,717.46	\$766,869.84	\$766,869.84	5.36
FY 2018-2019	\$193,424.53	\$193,424.53	\$193,424.53	\$193,424.54	\$773,698.13	\$773,698.13	0.89
FY 2019-2020	\$200,046.17	\$200,046.17	\$200,046.17	\$200,046.17	\$800,184.70	\$800,184.68	3.42
FY 2020-2021	\$211,460.99	\$211,460.99	\$211,460.99	\$211,460.99	\$845,843.96	\$845,843.96	5.71
FY 2021-2022	\$228,587.62	\$228,587.62	\$228,587.62	\$228,587.62	\$914,350.49	\$914,350.48	8.10
FY 2021-2023	\$370,339.58	\$370,339.58	\$370,339.58		\$1,481,358.32	\$1,111,018.74	62.01



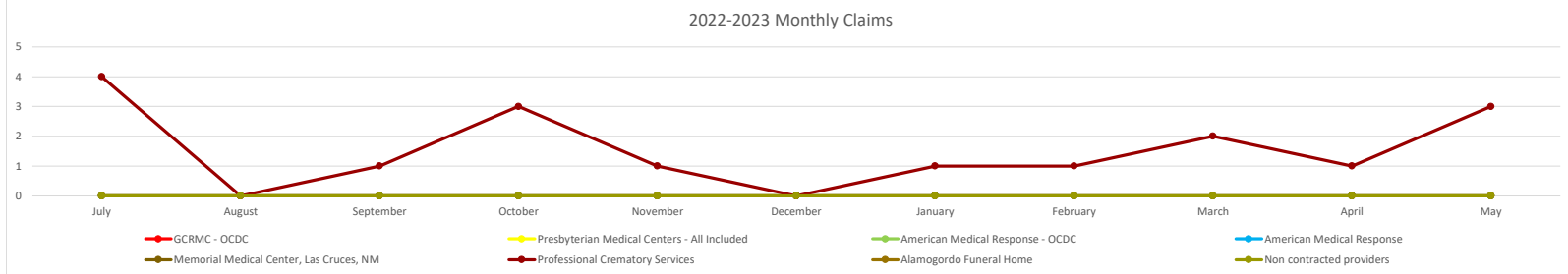


Health Care Assistance Fund for Otero County, NM

FY 2022-2023 Expenditures															
	July	August	September	October	November	December	January	February	March	April	May	June	Yearly Sum	Actual Yearly Expenditures	% Actual
GRCMC - OCDC	\$0.00	\$0.00	\$0.00	\$0.00	\$0.00	\$0.00	\$0.00	\$0.00	\$0.00	\$0.00	\$0.00	\$0.00	\$0.00	\$0.00	0.00
Presbyterian Medical Centers - All Included	\$0.00	\$0.00	\$0.00	\$0.00	\$0.00	\$0.00	\$0.00	\$0.00	\$0.00	\$0.00	\$0.00	\$0.00	\$0.00	\$0.00	0.00
American Medical Response - OCDC	\$0.00	\$0.00	\$0.00	\$0.00	\$0.00	\$0.00	\$0.00	\$0.00	\$0.00	\$0.00	\$0.00	\$0.00	\$0.00	\$0.00	0.00
American Medical Response - Public	\$0.00	\$0.00	\$0.00	\$0.00	\$0.00	\$0.00	\$0.00	\$0.00	\$0.00	\$0.00	\$0.00	\$0.00	\$0.00	\$0.00	0.00
Memorial Medical Center, Las Cruces, NM	\$0.00	\$0.00	\$0.00	\$0.00	\$0.00	\$0.00	\$0.00	\$0.00	\$0.00	\$0.00	\$0.00	\$0.00	\$0.00	\$0.00	0.00
French Funerals & Cremations	\$0.00	\$0.00	\$0.00	\$0.00	\$0.00	\$0.00	\$0.00	\$0.00	\$0.00	\$0.00	\$648.20	\$0.00	\$648.20	\$648.20	3.67
Professional Crematory Services	\$4,000.00	\$0.00	\$1,000.00	\$3,000.00	\$1,000.00	\$0.00	\$1,000.00	\$1,000.00	\$2,000.00	\$1,000.00	\$3,000.00	\$0.00	\$17,000.00	\$17,000.00	96.33
Alamogordo Funeral Home	\$0.00	\$0.00	\$0.00	\$0.00	\$0.00	\$0.00	\$0.00	\$0.00	\$0.00	\$0.00	\$0.00	\$0.00	\$0.00	\$0.00	0.00
Non contracted providers	\$0.00	\$0.00	\$0.00	\$0.00	\$0.00	\$0.00	\$0.00	\$0.00	\$0.00	\$0.00	\$0.00	\$0.00	\$0.00	\$0.00	0.00
Monthly Sum	\$4,000.00	\$0.00	\$1,000.00	\$3,000.00	\$1,000.00	\$0.00	\$1,000.00	\$1,000.00	\$2,000.00	\$1,000.00	\$3,648.20	\$0.00	\$17,648.20		
Actual Monthly Sum	\$4,000.00	\$0.00	\$1,000.00	\$3,000.00	\$1,000.00	\$0.00	\$1,000.00	\$1,000.00	\$2,000.00	\$1,000.00	\$3,648.20	\$0.00	\$17,648.20	\$17,648.20	100



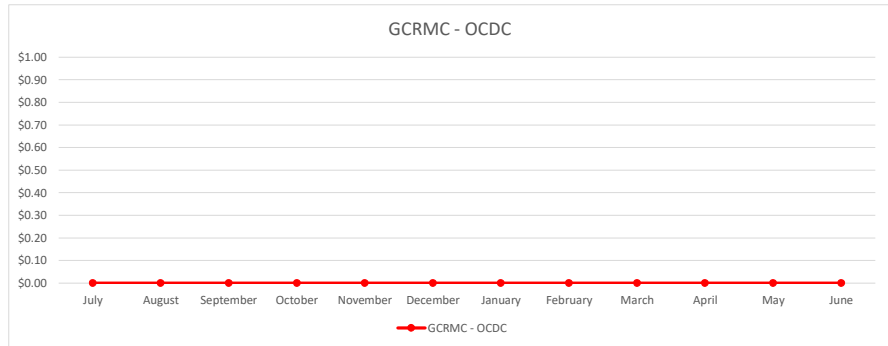
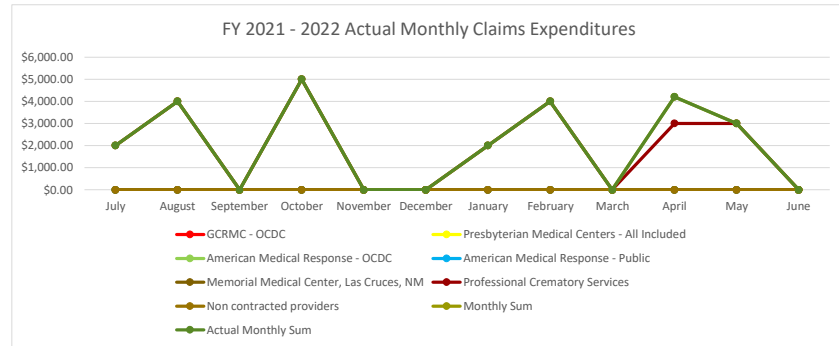
FY 2022-2023 Monthly Claims															
	July	August	September	October	November	December	January	February	March	April	May	June	Yearly Sum	%	
GRCMC - OCDC	0	0	0	0	0	0	0	0	0	0	0	0	0	0.00	
Presbyterian Medical Centers - All Included	0	0	0	0	0	0	0	0	0	0	0	0	0	0.00	
American Medical Response - OCDC	0	0	0	0	0	0	0	0	0	0	0	0	0	0.00	
American Medical Response	0	0	0	0	0	0	0	0	0	0	0	0	0	0.00	
Memorial Medical Center, Las Cruces, NM	0	0	0	0	0	0	0	0	0	0	0	0	0	0.00	
French Funerals & Cremations	0	0	0	0	0	0	0	0	0	0	1	0	1	5.56	
Professional Crematory Services	4	0	1	3	1	0	1	1	2	1	3	0	17	94.44	
Alamogordo Funeral Home	0	0	0	0	0	0	0	0	0	0	0	0	0	0.00	
Non contracted providers	0	0	0	0	0	0	0	0	0	0	0	0	0	0.00	
Monthly Sum	4	0	1	3	1	0	1	1	2	1	4	0	18	100	





Health Care Assistance Fund for Otero County, NM

FY 2021-2022 Expenditures															
	July	August	September	October	November	December	January	February	March	April	May	June	Yearly Sum	Actual Yearly Expenditures	% Actual
GCRMC - OCDC	\$0.00	\$0.00	\$0.00	\$0.00	\$0.00	\$0.00	\$0.00	\$0.00	\$0.00	\$0.00	\$0.00	\$0.00	\$0.00	\$0.00	0.00
Presbyterian Medical Centers - All Included	\$0.00	\$0.00	\$0.00	\$0.00	\$0.00	\$0.00	\$0.00	\$0.00	\$0.00	\$0.00	\$0.00	\$0.00	\$0.00	\$0.00	0.00
American Medical Response - OCDC	\$0.00	\$0.00	\$0.00	\$0.00	\$0.00	\$0.00	\$0.00	\$0.00	\$0.00	\$0.00	\$0.00	\$0.00	\$0.00	\$0.00	0.00
American Medical Response - Public	\$0.00	\$0.00	\$0.00	\$0.00	\$0.00	\$0.00	\$0.00	\$0.00	\$0.00	\$0.00	\$0.00	\$0.00	\$0.00	\$0.00	0.00
Memorial Medical Center, Las Cruces, NM	\$0.00	\$0.00	\$0.00	\$0.00	\$0.00	\$0.00	\$0.00	\$0.00	\$0.00	\$0.00	\$0.00	\$0.00	\$0.00	\$0.00	0.00
Professional Crematory Services	\$2,000.00	\$4,000.00	\$0.00	\$5,000.00	\$0.00	\$0.00	\$2,000.00	\$4,000.00	\$0.00	\$3,000.00	\$3,000.00	\$0.00	\$23,000.00	\$23,000.00	95.04
Alamogordo Funeral Home	\$0.00	\$0.00	\$0.00	\$0.00	\$0.00	\$0.00	\$0.00	\$0.00	\$0.00	\$1,200.00	\$0.00	\$0.00	\$1,200.00	\$1,200.00	4.96
Non contracted providers	\$0.00	\$0.00	\$0.00	\$0.00	\$0.00	\$0.00	\$0.00	\$0.00	\$0.00	\$0.00	\$0.00	\$0.00	\$0.00	\$0.00	0.00
Monthly Sum	\$2,000.00	\$4,000.00	\$0.00	\$5,000.00	\$0.00	\$0.00	\$2,000.00	\$4,000.00	\$0.00	\$4,200.00	\$3,000.00	\$0.00	\$24,200.00		
Actual Monthly Sum	\$2,000.00	\$4,000.00	\$0.00	\$5,000.00	\$0.00	\$0.00	\$2,000.00	\$4,000.00	\$0.00	\$4,200.00	\$3,000.00	\$0.00		\$24,200.00	100



FY 2021-2022 Monthly Claims															
	July	August	September	October	November	December	January	February	March	April	May	June	Yearly Sum	%	
GCRMC - OCDC	0	0	0	0	0	0	0	0	0	0	0	0	0	0.00	
Presbyterian Medical Centers - All Included	0	0	0	0	0	0	0	0	0	0	0	0	0	0.00	
American Medical Response - OCDC	0	0	0	0	0	0	0	0	0	0	0	0	0	0.00	
American Medical Response	0	0	0	0	0	0	0	0	0	0	0	0	0	0.00	
Memorial Medical Center, Las Cruces, NM	0	0	0	0	0	0	0	0	0	0	0	0	0	0.00	
Professional Crematory Services	2	4	0	5	0	0	2	4	0	3	3	0	23	95.83	
Alamogordo Funeral Home	0	0	0	0	0	0	0	0	0	1	0	0	1	4.17	
Non contracted providers	0	0	0	0	0	0	0	0	0	0	0	0	0	0.00	
Monthly Sum	2	4	0	5	0	0	2	4	0	4	3	0	24	100	

