




CERTIFICATION BY COUNTY TREASURER

THE STATE OF TEXAS §

COUNTY OF Grayson County §

January 25, 2024


I, the undersigned, County Treasurer of Grayson County, Texas, do hereby swear and affirm that the attached Grayson County Treasurer's Monthly Report to be a true and correct statement, to the best of my knowledge, of all accounts under the control of Grayson County Treasurer for the month ended December 31, 2023.


  
\_\_\_\_\_  
Gayla Hawkins, CCT, CIO  
Grayson County Treasurer

THE STATE OF TEXAS  
THE COUNTY OF GRAYSON COUNTY

This instrument was sworn and subscribed before me on this 25 day of January, 2024.

Seal



  
\_\_\_\_\_  
Notary Public

---

**A F F I D A V I T**  
**COUNTY TREASURER'S MONTHLY REPORT FOR**  
**THE MONTH ENDED DECEMBER 31, 2023**

---

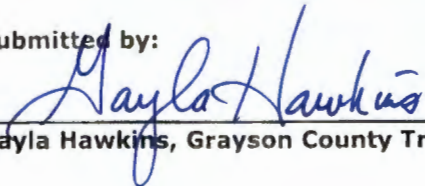
**WHEREAS**, in accordance with Section §114.026 of the Texas Local Government Code, the County Treasurer shall make a detailed report of money received and disbursed; debts due to and owed by the County (if known); and all other proceedings in the Treasurer's office that pertain to the Financial Standing of Grayson County shall be presented at the regular meeting of Commissioners Court.

We the undersigned hereby certify and approve to the best of our knowledge and belief, that the attached information is a true and a complete list of all amounts received and paid from each fund since the County Treasurer's preceding report, and any balance remaining in the Treasurer's hand on the said 31st day of December 2023.


**FURTHER**, the amount of cash and other assets that were in the custody of the County Treasurer at the time of the examination was **\$64,497,643.34** as the Grayson County Investment Officer. This report has been prepared in compliance with the Local Government Code 116.112 and in accordance with Government Code, Subchapter A, Chapter 2256, Public Funds Investment Act.


**THEREFORE**, In accordance with Texas Local Government Code Section 114.026 and Section 116.112, I hereby submit my report for the month ending December 31, 2023 as required by law for the Grayson County Commissioners' Court review and approval.


Submitted by:

  
\_\_\_\_\_  
Gayla Hawkins, Grayson County Treasurer

APPROVED this 30<sup>th</sup> day of January, 2024


  
\_\_\_\_\_  
Bruce Dawsey  
County Judge


  
\_\_\_\_\_  
Jeff Whitmire  
Commissioner Pct. 1

  
\_\_\_\_\_  
Phyllis James  
Commissioner Pct. 3

ATTEST:

  
\_\_\_\_\_  
Deana Patterson  
County Clerk

  
\_\_\_\_\_  
Art Arthur  
Commissioner Pct. 2

  
\_\_\_\_\_  
Matt Hardenburg  
Commissioner Pct. 4

A complete detailed copy of the Treasurer's Report is available in the County Treasurer's office or an official copy may be purchased at the County Clerk's office. The County Clerk is the official custodian of the Commissioners Court records.



ACCOUNT NAME	BEG. BALANCE	DEBITS	CREDITS	END BALANCE
Cash In Bank	2,915,663.10	10,909,771.17	13,067,820.39	757,613.88
Cash In Bank - Simmons	33,650,691.18	3,825,970.64	8,580,049.46	28,896,612.36
Jury Account	100	0	0	100
Payroll Account	0	5,722,734.26	5,722,734.26	0
Direct Deposit Bank Account	1,094,114.61	8,126,718.60	7,858,146.80	1,362,686.41
JP Subdepository Simmons	4,501,735.00	23,911.01	24,896.01	4,500,750.00
JP Subdepository-Independent	2,359.00	446.45	2,240.00	565.45
Credit Card Bank Account	115,655.17	209,347.67	213,614.29	111,388.55
Property Tax Online Auction	674,616.86	0	0	674,616.86
LPPF Bank Account	2,040,010.23	743,992.80	985,188.21	1,798,814.82
Logic Investment	25,171,523.53	118,461.43	0	25,289,984.96
Investments - CDARs	1,100,381.12	4,128.93	0	1,104,510.05
Due From Other Funds	0	0	0	0
<b>TOTAL CASH &amp; INVESTMENTS</b>	<b>71,266,849.80</b>	<b>29,685,482.96</b>	<b>36,454,689.42</b>	<b>64,497,643.34</b>
100 Accounts Payable Control	-8,427.86	5,014,370.16	5,021,295.80	-15,353.50
150 ACI Liability Control	-20,815.89	20,815.89	20,726.96	-20,726.96
311 Payroll Payable	0	1,852,678.06	1,852,678.06	0
350 Payroll Suspense	-14.84	43.88	42.54	-13.5
010 General Fund Cash Equity	-9,721,298.34	14,248,577.27	11,437,984.68	-6,910,705.75
018 Juvenile Detention Cash Equity	-15,670.11	156,040.23	80,686.80	59,683.32
020 Tobacco Settlement Cash Equity	-38,250.86	0	130.6	-38,381.46
210 Precinct 1 Cash Equity	-1,390,434.91	127,773.29	316,478.83	-1,579,140.45
220 Precinct 2 Cash Equity	-377,195.49	314,637.16	311,595.72	-374,154.05
230 Precinct 3 Cash Equity	-986,558.10	166,376.99	314,292.93	-1,134,474.04
240 Precinct 4 Cash Equity	-914,624.44	210,655.58	317,630.46	-1,021,599.32
243 MPO Cash Equity	1,000.00	17,080.00	0	18,080.00
250 Employee Activity Cash Equity	421.34	72	56.52	436.82
253 Holiday Lights Cash Equity	-236,559.35	18,162.65	82,599.55	-300,996.25
255 Special Inventory Cash Equity	-28,767.55	0	98.22	-28,865.77
256 Tax A/C SIT Penalty Cash Equity	-24,500.39	0	83.65	-24,584.04
265 Courthouse Sec Cash Equity	-467.46	3,398.03	9,321.76	-6,391.19
266 Justice Security Cash Equity	-68,805.94	0	344.79	-69,150.73
270 Justice Court Tech Cash Equity	-6,482.11	1,055.00	382.88	-5,809.99
271 County Clerk Tech Cash Equity	-13,947.25	0	396.35	-14,343.60
273 Election Contracts Cash Equity	-117,519.30	0	1,550.00	-119,069.30
275 Co Clerk Records Cash Equity	-1,248,891.56	23,284.95	32,265.32	-1,257,871.93
276 Co Clerk Archive Cash Equity	-252,613.04	0	3,169.72	-255,782.76
277 Co Clerk Vitals Cash Equity	-52,534.62	1,392.60	730.18	-51,872.20
278 Dist Clerk Archive Cash Equity	-8,098.73	0	157.88	-8,256.61
279 Dist Clerk Records Cash Equity	-173,233.04	19,691.25	6,438.52	-159,980.31
280 Co Records Mgmt Cash Equity	-52,041.08	643.33	2,524.19	-53,921.94
281 Court Records Pres Cash Equity	-155,770.41	0	652.04	-156,422.45
285 Historical Comm Cash Equity	-7,668.25	0	26.18	-7,694.43
290 CPS Cash Equity	-6,500.00	0	0	-6,500.00
295 Court Reporter Svc Cash Equity	-12,142.70	0	5,853.87	-17,996.57
297 Language Access Cash Equity	-3,006.72	0	1,312.86	-4,319.58
298 Facility Fee Fund Cash Equity	-74,910.00	0	4,592.40	-79,502.40
300 Drug Court Donate Cash Equity	-140,182.73	0	525.33	-140,708.06
302 Veterans Court Cash Equity	-40,887.61	520	198.54	-40,566.15
304 CSCD Bond Sup Cash Equity	-292,845.14	13,252.42	12,763.03	-292,355.75
305 Pretrial Intervention Cash Equ	-38,546.45	0	428.43	-38,974.88
308 Specialty Court Cash Equity	-4,584.57	0	1,805.19	-6,389.76
309 Dispute Resolut Cash Equity	-87,816.50	0	4,484.30	-92,300.80
310 DA Hot Check Cash Equity	-3,539.45	0	622.48	-4,161.93
315 DA Forfeiture Cash Equity	-93,681.53	2,622.41	315.16	-91,374.28
320 Law Library Cash Equity	-16,883.15	0	8,001.70	-24,884.85
325 State Supplement Cash Equity	-3,042.62	2,852.85	268.32	-458.09
336 Domestic Violence Cash Equity	4,117.18	10,234.64	6,528.03	7,823.79
337 Victim Coordinator Cash Equity	12,375.00	8,670.67	4,545.67	16,500.00
350 Local Law Enforce Cash Equity	2,295.38	0	2,295.38	0

390	Federal Forfeiture Cash Equity	-81,313.57	2,686.90	271.7	-78,898.37
402	Family Planning Cash Equity	-557.7	3,855.51	951	2,346.81
403	Wellness Cash Equity	-382,130.82	5,942.22	128.25	-376,316.85
405	PHBG Cash Equity	-8,389.26	12,225.03	10,847.19	-7,011.42
407	WIC Cash Equity	4,488.05	99,003.83	77,441.05	26,050.83
408	Environ Health Cash Equity	-53,205.14	58,686.53	20,679.46	-15,198.07
409	Communicable Dis Cash Equity	-5,133.12	4,433.90	719	-1,418.22
410	Tuberculosis Ctrl Cash Equity	5,903.20	2,589.96	5,103.19	3,389.97
411	Preventable Hosp Cash Equity	2,548.68	58.88	1,739.12	1,368.44
412	PHEP Cash Equity	17,805.60	12,960.66	5,379.02	25,387.24
415	Immunizaations Cash Equity	-3,279.55	2,026.60	720	-1,972.95
418	Covid-19 Confinement Cash Equ	-4,309.39	1,398.55	2,786.89	-5,697.73
419	COVID Vaccination Grant Cash	30,095.38	28,260.88	0	58,356.26
420	Health Contingency Cash Equity	-100,363.42	0	1,460.90	-101,824.32
450	LPPF Cash Equity	-2,040,020.83	730,036.44	488,846.11	-1,798,830.50
499	Health Dept Clear Cash Equity	0	217,086.43	217,086.43	0
500	Boot Camp Cash Equity	-996,510.74	475,707.22	551,128.05	-1,071,931.57
510	Juvenile Probation Cash Equity	-1,766.03	138,415.48	3,280.69	133,368.76
513	Due to 513 Juv StepUp TX	40,500.00	20,748.27	27,618.32	33,629.95
515	Juvenile Resident Cash Equity	-15,165.17	100.7	0	-15,064.47
516	Juv Drug Court Grant Cash Eqty	15,819.82	8,931.38	100.7	24,650.50
518	JJAP Cash Equity	-5,339.55	25,557.35	7,829.00	12,388.80
525	Juv Case Manager Cash Equity	-56,731.52	0	633.54	-57,365.06
526	TJJID Specialty Grant Cash Equi	-177,509.33	28,232.33	10,646.00	-159,923.00
527	TJJID Grant H Cash Equity	48,403.10	42,246.60	0	90,649.70
528	TJJID State Aid Cash Equity	-167,474.82	88,588.65	102,315.00	-181,201.17
540	CSCD Supervision Cash Equity	-1,107,822.01	202,426.78	355,919.36	-1,261,314.59
541	CSCD Pretrial Divers Cash Eqty	0	7,233.82	8,325.00	-1,091.18
543	CSCD TAIP Cash Equity	-96.17	13,116.34	20,900.00	-7,879.83
545	CSCD Mental Cases Cash Equity	-605.58	19,042.67	34,121.00	-15,683.91
547	CSCD Substance Cash Equity	-3,501.52	17,220.05	47,600.00	-33,881.47
549	CSCD Drug Court Cash Equity	0	18,544.26	22,990.00	-4,445.74
550	CSCD Comm Corr Cash Equity	-3,602.28	34,679.19	68,438.00	-37,361.09
560	Sheriff LEOSE Cash Equity	-10,176.95	0	0	-10,176.95
561	Constable 1 LEOSE Cash Equity	-3,875.05	0	0	-3,875.05
562	Constable 2 LEOSE Cash Equity	-13,196.28	0	0	-13,196.28
563	Constable 3 LEOSE Cash Equity	-7,191.71	0	0	-7,191.71
564	Constable 4 LEOSE Cash Equity	-3,670.75	0	0	-3,670.75
571	Time Payment JP1 Cash Equity	-793.84	0	2.5	-796.34
572	Time Payment JP2 Cash Equity	-5,424.97	0	0	-5,424.97
573	Time Payment JP3 Cash Equity	-1,060.83	0	0	-1,060.83
574	Time Payment JP4 Cash Equity	-32.48	0	0	-32.48
575	Time Pmt C Clerk Cash Equity	-10,306.03	0	5.25	-10,311.28
576	Time Pmt Dist Clrk Cash Equity	-10,798.30	0	15.75	-10,814.05
581	Probate Education Cash Equity	-3,985.64	0	335	-4,320.64
582	Guardianships Cash Equity	-212,449.89	0	2,070.00	-214,519.89
620	2007 Bonds Cash Equity	-29,299.69	5,197,087.50	755.15	5,167,032.66
625	2018 Transp Bonds Cash Equity	-844,076.50	0	599,543.38	-1,443,619.88
635	Due to 635 2023 Debt Service	-8,636.99	0	0	-8,636.99
700	Permanent Improve Cash Equity	-518,175.25	0	17,447.20	-535,622.45
710	Lateral Road Cash Equity	-408,563.63	0	1,394.93	-409,958.56
720	Right-of-Way Cash Equity	-3,738,764.20	0	12,764.97	-3,751,529.17
735	Due To 735 Jail Expansion	-25,420,607.47	0	118,461.43	-25,539,068.90
800	Airport Cash Equity	-2,267,591.30	74,866.75	154,378.31	-2,347,102.86
915	State Criminal Cash Equity	-135,977.96	2,481.05	55,714.91	-189,211.82
920	Appellate Judic. Cash Equity	-16,512.50	0	1,148.10	-17,660.60
925	Texoma Generations Cash Equity	-78,510.91	0	268.05	-78,778.96
930	Seized Funds Cash Equity	-113,238.57	0	0	-113,238.57
950	Trust Funds Cash Equity	-816	5,038.89	4,322.89	-100
975	975 Fixed Assets Cash Equity	78,058.80	0	0	78,058.80
977	977 Fixed Assets Cash Equity	-7,774.00	0	0	-7,774.00
<b>TOTAL FUND BY OWNERSHIP</b>		<b>-71,266,849.80</b>	<b>29,855,640.81</b>	<b>23,086,434.35</b>	<b>-64,497,643.34</b>

GRAYSON COUNTY  
GZK6003

Deposit Balance Collateral Verification

01/02/2024  
Page 1

Security Description Security Description	Rate	Maturity Date Issue Date	Original Face Current Face	Market Price Market Value	Haircut Required	CUSIP
Pledge collateral As of 01/02/24						
FEDERAL HOME LOAN BANKS CONS BD 1.9%36	1.900000	02/25/2036 02/25/2021	6,425,000.00 6,425,000.00	73.176770 4,701,604.26	110.0000	3139AKZE9
FHLMC UMBS 30Y FIXED 3.000 20520301	3.000000	03/01/2052 03/01/2022	2,745,000.00 2,576,868.31	88.830494 2,289,044.85	110.0000	3133KNY80
FHLMC UMBS 20Y FIXED 2.000 20401201	2.000000	12/01/2040 12/01/2020	850,000.00 633,956.66	86.101500 545,846.19	110.0000	3133KTNL0
FHLMC UMBS 20Y FIXED 2.000 20401201	2.000000	12/01/2040 12/01/2020	550,000.00 410,207.25	86.101500 353,194.60	110.0000	3133KTNL0
FHLMC UMBS 15Y FIXED 1.500 20360101	1.500000	01/01/2036 12/01/2020	48,572,670.00 31,214,133.98	88.210958 27,534,286.62	110.0000	3133L73L9
FHLMC UMBS 15Y FIXED 2.000 20360401	2.000000	04/01/2036 03/01/2021	1,400,000.00 930,303.77	90.437397 841,342.51	110.0000	3133L8EC5
FHLMC REMIC SERIES K-F108 20310225 FLT	5.580740	02/25/2031 04/29/2021	36,500,000.00 12,359,218.68	98.669460 12,194,774.33	110.0000	3137FYUP9
FHLMC REMIC SERIES 5220 20460125 3.50000	3.500000	01/25/2046 04/01/2022	6,555,000.00 5,083,893.54	95.687570 4,864,654.19	110.0000	3137H76K4
FNMA UMBS LNG 30 YEAR 2.000 20510201	2.000000	02/01/2051 02/01/2021	1,450,884.00 1,331,226.81	82.155046 1,093,670.00	110.0000	3140KP6E8
FNMA UMBS INT 15 YEAR 2.000 20360601	2.000000	06/01/2036 06/01/2021	4,925,000.00 3,602,845.29	90.357509 3,255,441.26	110.0000	3140LSM52
FNMA UMBS INT 15 YEAR 2.000 20360301	2.000000	03/01/2036 03/01/2021	7,450,000.00 5,107,915.34	90.438713 4,619,532.89	110.0000	3140QHFM1



GRAYSON COUNTY  
GZK6003

Deposit Balance Collateral Verification

01/02/2024  
Page 2

Security Description	Rate	Maturity Date	Original Face	Market Price	Haircut Required	CUSIP
Security Description		Issue Date	Current Face	Market Value		
Pledge collateral As of 01/02/24						
FNMA UMBS INT 15 YEAR 2.000 20360301	2.000000	03/01/2035 03/01/2021	12,000,000.00 8,761,432.68	90.326782 7,913,920.20	110.0000	3146QHP75
FNMA UMBS INT 20 YEAR 2.000 20400701	2.000000	07/01/2040 06/01/2020	5,000,000.00 2,658,467.95	86.118266 2,289,426.50	110.0000	31418DQZ8
FNMA UMBS INT 15 YEAR 2.000 20350901	2.000000	09/01/2035 08/01/2020	3,750,000.00 1,860,058.50	90.418750 1,681,841.64	110.0000	31418DSM5
FEDERAL AGRIC MTG CORP VR 050521-050528	5.560000	05/05/2028 05/05/2021	7,165,000.00 7,165,000.00	99.105893 7,100,937.23	110.0000	31422XFT4
GNMA PASS-THRU C SINGLE 4.500 20530220	4.500000	02/20/2053 02/01/2023	1,200,000.00 1,109,887.30	96.436699 1,070,338.67	110.0000	3618AQJ99
<b>Totals</b>			<b>Original Face/Par 146,538,554.00</b>	<b>Current Face 91,230,416.05</b>	<b>82,349,855.94</b>	<b>Market Value</b>
<b>Deposit Information</b>	<b>Current Balance</b>	<b>12/29/2023</b>	<b>34,142,606.56</b>	<b>Minimum Coll.</b>	<b>37,281,867.22</b>	
	<b>FDIC Insurance</b>		<b>250,000.00</b>	<b>Variance</b>	<b>220.88%</b>	
	<b>Net Deposit</b>		<b>33,892,606.56</b>			





7777 Henneman Way  
 PO Box 616  
 McKinney, TX 75070

GRAYSON COUNTY  
 Attn: Gayla Hawkins  
 100 W. Houston St  
 Suite A22  
 SHERMAN, TX 75091

**Report of Secured Deposits 12/31/2023  
 12/01/2023 thru 12/31/2023**

Account #	Account Type	Account Type	High Balance Occurring On: 12/27/2023
1200946497	PF INTEREST CHECKING	Time and Savings	\$249,399.41
1200946505	PF INTEREST CHECKING	Time and Savings	\$510.00
<b>Total Deposits</b>			<b>\$249,909.41</b>

**INSURANCE COVERAGE**

Demand Deposits	\$ .00
Insurance Coverage on Demand Deposits	(\$ .00)
Demand Deposits Less FDIC	\$ .00
Time and Savings Deposits	\$249,909.41
Insurance Coverage on Time and Savings Deposits	(\$249,909.41)
Time and Savings Deposits less FDIC Insurance	\$ .00
<b>Total Deposits less FDIC Insurance</b>	<b>\$ .00</b>

Collateral	Description	Maturity Date	Market Value 12/31/2023
159195ZN9	CHANNELVIEW TX ISD GO CALL.		\$117,116.40
53557RAV8	LINDSAY TEX		\$215,172.00
<b>Total Collateral</b>			<b>\$332,288.40</b>

**Total Over /(Under) Secured** **Secured at 100.00% : \$332,288.40**



Investment Portfolio Pledged Securities  
 INDEPENDENT BANK  
 MCKINNEY TX

InTrader (pledged )  
 Last: 11/30/2023  
 As-of: 12/31/2023  
 1MKN 1008093

Sec ID Loc	Ticket	Security Description Line 1 Security Description Line 2	Safekeeping Agent			Original Face S & P Par/Curr Face Moody	Priced Pledged	Book Value Market Value
			Rate	Maturity	Grp			
PLEGGED TO: gray1		BAA6149 GRAYSON COUNTY						
159195Z	N9	CHANNELVIEW TX ISD GO CALL			THE INDEPENDENT BANKERSBANK	170,000.00	12/27/2023	172,582.51
TIB	245043150		2	08/15/2042	400	170,000.00	02/03/2023	117,116.40
53557RAV	8	LINDSAY TEX			THE INDEPENDENT BANKERSBANK	215,000.00	12/27/2023	215,011.56
TIB	241002731	C IFS OF OBLIG 2013	4.5	02/15/2033	400	215,000.00	12/29/2023	215,172.00
<b>TOTAL FOR PLEDGE ID gray1</b>								
		Pledged: 2	Orig Face: 385,000.00	Current Face: 385,000.00		Market: 332,288.40		Book: 387,594.07

